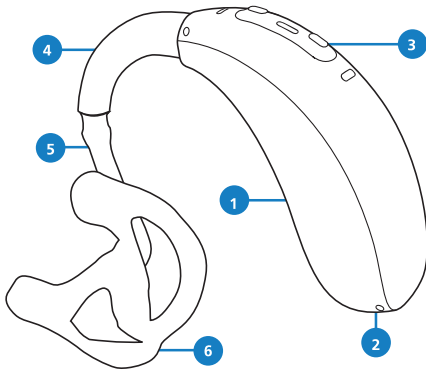


Fitting Guide

Nathos Nova PR Earmould



Nathos™ Nova PR Earmould

- 1 Right or left indicator* on underside of hearing aid
- 2 Charging contacts
- 3 Multi-function button with built-in indicator light
- 4 Hook
- 5 Tube
- 6 Classic ear mould

* **Right = red** | **Left = blue**

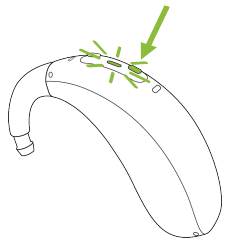
Turning on your hearing aid

Switch on/off the hearing system by pressing firmly on the lower part of the button for 3 seconds until the indicator light blinks

On: indicator light is solid green

Off: indicator light is solid red

Please note: Hearing aid automatically turns on when removed from the charger.



Charging your hearing aid

Attach the UK adapter to the power lead, and plug this into a power outlet. Plug the smaller end of the cable into the USB-C port on the back of the charger. A indicator light on the charger, next to the cable will light up green when the charger is connected to the power supply.

Insert the hearing aid into the charging ports. Make sure the left and right hearing aid markings match the left (blue), right (red) indicators on the charging ports.

The indicator light will show the charging state of the battery until the hearing aid is fully charged. When fully charged the indicator light will remain on, i.e. solid green light.

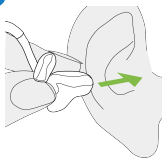
Remove the hearing aids from the charger pod by

1. Pulling the hearing aids gently toward yourself and
2. Lifting them out of the charger.

The hearing aid switches on automatically when removed from the charger.

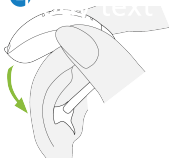
Inserting the hearing aid

1



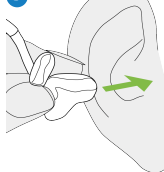
Take the earmould up to your ear and place the ear canal part into your ear canal.

2



Place the hearing aid behind your ear.

3

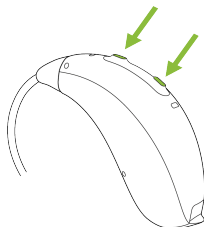


Make sure the upper part of the earmould is fully inserted into the upper part of the bowl of your ear.

Changing the volume/program

The Multi-function button functions as a volume control and/or a program change depending on the hearing aid programming.

More details in the Instructional booklet



Telephone: 0117 3425854

Email: Audiology.dept@uhbw.nhs.uk